

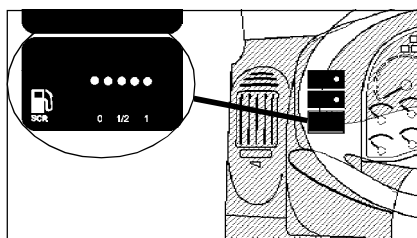
**Supplement to Owners manual**  
**- „euro4+“, or „euro4,5“, or „euro 4 II phase“, or „OBD“**

valid for Owners Manual - AVIA D - line  
version 5a / Aj / 3 / 2007 D60/65/70/75/80/85/90/100/110/120 E4

DESCRIPTION


Indicator lights, indication

### Display of AdBlue Level



### Warning!

If the AdBlue tank is emptied, then after the first engine stop the output of the engine is reduced for next drives. This stage lasts until the AdBlue tank is re-filled.

- n Signals continuously AdBlue level in the tank.
- n If the AdBlue tank is emptied, warning light  „SCR system malfunction“ starts flashing




### Signalisation of AdBlue liquid level (reserve) in the tank

- n It lights when the AdBlue level in the tank is low (cca 12l).
- n Top up the AdBlue liquid at next diesel re-fuelling
- n Simultaneously warning bulb lights up „Engine - warning or engine maintenance“.



### Engine - warning light

- n It lights when the ignition is turned "ON" (to check the function), it must go out after a short while.
- n It comes on when a malfunction or defect on the engine component occurs or "effective" level of fluid AdBlue is lower than 12 litres. Simultaneously warning bulb lights up  „Signalisation of AdBlue liquid level (reserve) in the tank“.
- n If it does not go out after a short while or if it lights up on the move, move a safe distance off the road, stop the engine and proceed per Chapter **Troubleshooting**.
- n If it flashes with the ignition in position "ON" for about 30 seconds, it is necessary to proceed per Chapter **Troubleshooting**.
- n If it does not go out after a short while or it flashes, proceed per Chapter **Troubleshooting**.



### SCR system malfunction

- n It lights with the ignition in position "ON" (to check the function), it must go out after a short while.
- n It lights when a fault or malfunction in the SCR (Selective Catalytic Reduction) system occurs.
- n If the warning light flashes, the fluid AdBlue in the tank is lower than 10 l. It is necessary to refill the AdBlue at the nearest occasion.
- n If it does not go out after a short while or flashes even after topping up the AdBlue fluid, it is necessary to proceed per Chapter **Troubleshooting**.

### Warning!

In order to prevent crystallization of Ad-Blue on components of the SCR system, a certain amount of Ad-Blue remain in the tank – so called unusable amount – approx. 9 l.

## TROUBLESHOOTING

### Engine will not reach the rated output

C) Fault: AdBlue tank empty  
Remedy: AdBlue tank re-filling